

All In One Energy Storage System Single Phase Home Storage Solution (LV)

Afore ASL Series is an all-in-one solar and storage solution that integrates the inverter, battery charger, UPS-level switching, and battery enclosure into a pre-wired modular system for easier and faster installation. The compact, elegantly designed, and robust unit is IP66 rated, so it can be mounted either inside or outside withstanding all weather conditions and brings a reduction of installation time of up to 50%.



IP66 Outdoor Design



Modular Design
Plug & Play



AFCI Standard



Scalable Design
Up To 30.72kWh



150% Backup
Overloading for 10 mins



RSD Ready
VPP Ready

FOR SOLAR + ENERGY STORAGE SYSTEM

POWER 3 / 3.6 / 4 / 4.6 / 5 / 5.5 / 6 kW

CAPACITY 5.12kWh - 30.72kWh Battery Capacity

Technical Data AF3K-ASL AF3.6K-ASL AF4K-ASL AF4.6K-ASL AF5K-ASL AF5.5K-ASL AF6K-ASL

PV Input							
Max. Input Power (kW)	4.5	5.4	6.0	6.9	7.5	8.3	9.0
Max. PV Voltage (V)	550						
MPPT Range (V)	80 - 500						
Full MPPT Range (V)	90 - 500	110 - 500	120 - 500	130 - 500	150 - 500	160 - 500	170 - 500
Normal Voltage (V)	360						
Startup Voltage (V)	100						
Max. Input Current (A)	18.5 x 2						
Max. Short Current (A)	26 x 2						
No. of MPP Tracker / No. of PV String	2 / 2						

Battery Port							
Max. Charge/Discharge Power (kW)	3.0	3.6	4.0	4.6	5.0	5.5	6.0
Max. Charge/Discharge Current (A)	80		120				
Battery Normal Voltage (V)	51.2						
Battery Voltage Range (V)	40 - 60						
Battery Type	Li-ion / Lead-acid etc.						

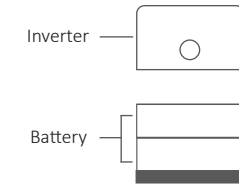
AC Grid							
Max Continuous Current (A)	14.0	17.0	19.0	22.0	23.0	26.0	28.0
Max Continuous Power (kVA)	3.0	3.6	4.0	4.6	5.0	5.5	6.0
Nominal Grid Current (A)	13.7 / 13.1	16.4 / 15.7	18.2 / 17.4	21.0 / 20.0	22.8 / 21.8	25.0 / 24.0	27.3 / 26.1
Nominal Grid Voltage (V)	198 to 242 @ 220 / 207 to 253 @ 230						
Nominal Grid Frequency (Hz)	50 / 60						
Power Factor	0.999 (Adjustable from 0.8 overexcited to 0.8 underexcited)						
Current THD (%)	< 3						

AC Load Output (Back-up)							
Max Continuous Current (A)	14.0	17.0	19.0	22.0	23.0	26.0	28.0
Max Continuous Power (kVA)	3.0	3.6	4.0	4.6	5.0	5.5	6.0
Max Peak Current (A) (10min)	20.5 / 19.6	24.6 / 23.5	27.3 / 26.1	31.4 / 30	34.1 / 32.7	37.8 / 36.1	41.0 / 39.2
Max Peak Power (kVA) (10min)	4.5	5.4	6.0	6.9	7.5	8.3	9.0
Nominal AC Voltage L-N (V)	220 / 230						
Nominal AC Frequency (Hz)	50 / 60						
Switching Time (ms)	< 10						
Voltage THD (%)	< 3						

Efficiency							
CEC Efficiency (%)	97.0		98.1				
Max. Efficiency (%)	97.6		98.1				
PV to Bat. Efficiency (%)	98.1		98.1				
Bat. between AC Efficiency (%)	96.8		96.8				

Protection							
PV Reverse Polarity Protection	Yes						
Over Current/Voltage Protection	Yes						
Anti-Islanding Protection	Yes						
AC Short Circuit Protection	Yes						
Residual Current Detection	Yes						
Ground Fault Monitoring	Yes						
Insulation Resister Detection	Yes						
PV Arc Detection	Yes						
Enclosure Protect Level	IP66 / NEMA4X						
AC/DC surge protection	Type II						

General Data							
Dimensions (W x H x D, mm)	600 x 430 x 210						
Weight (kg)	25						
Topology	Transformerless						
Cooling	Intelligent Fan						
Relatively Humidity	0 - 100 %						
Operating Temperature Range (°C)	- 25 to 60						
Operating Altitude (m)	< 4000						
Noise Emission (dB)	< 25						
Standby Consumption (W)	< 10						
Mounting	Wall Bracket						
Communication with RSD	SUNSPEC						
Display & Communication Interfaces	LCD, LED, RS485, CAN, Wi-Fi, GPRS, 4G						
Certification & Approvals	NRS097, G98/G99, EN50549-1, C10/C11, AS4777.2, VDE-AR-N4105, VDE0126, IEC62109-1, IEC62109-2						
EMC	EN61000-6-2, EN61000-6-3						



1 Packs	2 Packs	3 Packs	4 Packs	5 Packs	6 Packs
5.12kWh	10.24kWh	15.36kWh	20.48kWh	25.6kWh	30.72kWh

Model AF5000W-LH

Parameter	
Nominal Voltage(Vdc)	51.2
Nominal Capacity(Wh)	5120
Working Voltage Range(Vdc)	44.8-56.16
Charge Voltage(Vdc)	58.4
Nominal Charge/Discharge Current(A)	50
Max.Charge/Discharge Current(A)	100
Peak Current(A)	200@3sec
Parallel Connection	≤ 6 pcs
Cycle Life	6000 @ 80% DOD, 25°C / 0.5C

Structure	
Dimension(mm)	600*210*300
Weight(kg)	50.5
IP Rating	IP65
Installation	Stacked

Working Environment	
Charge Working Temperature(°C)	0-55
Discharge Working Temperature(°C)	-20~60
Altitude(M)	<2500
Humidity(RH)	5-95% (w/o condensing)

Communication	
Communication Port	RS485, CAN
Display	SOC status indicator, LED indicator

Certification	
CB, IEC62619; CE-EMC, CE-GPDS, UKCA; UN38.3, MSDS	



Afore



All In One Energy Storage System Three Phase Storage Solution (HV)

Afore ATH Series is an all-in-one solar and storage solution that integrates the inverter, battery charger, UPS-level switching, and battery enclosure into a pre-wired modular system for easier and faster installation. The compact, elegantly designed, and robust unit is IP66 rated, so it can be mounted either inside or outside withstanding all weather conditions and brings a reduction of installation time of up to 50%.

FOR SOLAR + ENERGY STORAGE SYSTEM

POWER

3 / 4 / 5 / 6 / 8 / 10 / 12 / 15 kW

BATTERY CAPACITY

7.68kWh - 25.6kWh



IP66 Outdoor Design



Modular Design
Plug & Play



AFCI Standard



Scalable Design Up
To 25.6kWh



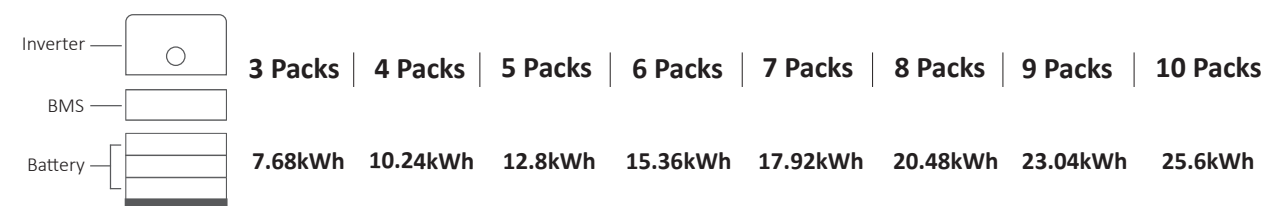
UPS function
switch time ≤ 10ms



RSD Ready
VPP Ready

■ Technical Data

	AF3K-ATH	AF4K-ATH	AF5K-ATH	AF6K-ATH	AF8K-ATH	AF10K-ATH	AF12K-ATH	AF15K-ATH
PV Input								
Max. DC Input Power (kW)	5	6	7.5	9	12	15	18	22.5
Max. PV Voltage (V)	1000							
Rated DC Input Voltage (V)	620							
DC Input Voltage Range (V)	150-1000							
MPPT Voltage Range (V)	150-850							
Full MPPT Range(V)	200-850		250-850		300-850		500-850	
Start-up Voltage (V)	160							
Max. DC Input Current (A)	20x2							
Max. Short Current(A)	30x2							
No. of MPPT Tracker / Strings	2/2							
Battery Port								
Battery Nominal Voltage (V)	150	200	200	250	300	350	450	500
Battery Voltage Range (V)	80-600							
Max. Charge/Discharge Current (A)	30							
Max. Charge/Discharge Power (kW)	3	4	5	6	8	10	12	15
Charging Curve	3 Stages							
Compatible Battery Type	Li-ion / Sodium-ion battery							
AC Grid								
Nominal AC Output Power (kW)	3	4	5	6	8	10	12	15
Max. AC Input/Output Power (kVA)	4.5 / 3.3	6 / 4.4	7.5 / 5.5	9 / 6.6	12 / 8.8	15 / 11	18 / 13.2	22.5 / 16.5
Max. AC Output Current (A)	5.3	7	8.5	10.5	13.5	17	21.5	27
Nominal AC Voltage (V)	230/400							
Nominal AC Frequency (Hz)	50/60							
Power Factor	1 (-0.8-0.8) adjustable							
Current THD (%)	<3%							
AC Load Output (Back-up)								
Nominal Output Power (VA)	3000	4000	5000	6000	8000	10000	12000	15000
Nominal Output Voltage (V)	230/400							
Nominal Output Frequency (Hz)	50/60							
Nominal Output Current (A)	4.4	5.8	7.3	8.7	11.6	14.5	17.4	21.8
Peak Output Power	3300VA, 60s	4400VA, 60s	5500VA, 60s	6600VA, 60s	8800VA, 60s	11000VA, 60s	13200VA, 60s	16500VA, 60s
THDV (with linear load)	<3%							
Switching Time (ms)	<10							
Efficiency								
Europe Efficiency	97.50%							
Max. Efficiency	98.00%			98.20%			98.30%	
Battery Charge/Discharge Efficiency	98.00%							
Protection								
Reverse Polarity Protection	Yes							
Over Current / Voltage Protection	Yes							
Anti-islanding Protection	Yes							
AC Short-circuit Protection	Yes							
Leakage Current Detection	Yes							
Ground Fault Monitoring	Yes							
Grid Monitoring	Yes							
Enclosure Protect Level	IP66							
AC/DC surge protection	Type II							
General Data								
Dimensions (W x H x D, mm)	600 x 432 x 210							
Weight (kg)	25							
Topology	Transformerless							
Cooling Concept	Natural Convection				Intelligent Fan			
Relatively Humidity	0-100%							
Operating Temperature Range (°C)	-25 to 60 °C							
Operating Altitude (m)	<4000							
Noise Emission (dB)	<40							
Standby Consumption (W)	<5							
Display & Communication Interfaces	LCD, LED, RS485, CAN, Wi-Fi, GPRS, 4G							
Certification & Approvals	NRS097, G98/G99, EN50549-1, C10/C11, AS4777.2, VDE-AR-N4105, VDE0126, IEC62109-1, IEC62109-2							
EMC	EN61000-6-2, EN61000-6-3							










■ Model AF2500W-HB

Parameter	
Nominal Voltage(Vdc)	51.2
Nominal Capacity(Wh)	2560
Working Voltage Range(Vdc)	129.6-516.6
Charge Voltage(Vdc)	56.16
Nominal Charge/Discharge Current(A)	25
Max.Charge/Discharge Current(A)	50
Peak Current(A)	100@3sec
Series Connection	3-10 pcs
Cycle Life	6000 @ 80% DOD, 25°C / 0.5C
Structure	
Power Module Dimensions(mm)/Weight(kg)	600*210*250 /14
Battery Module Dimensions(mm)/Weight(kg)	600*210*160 /27
Lampstand Module Dimensions(mm)/Weight(kg)	600*210*90 /5
Top Cap Module Dimensions(mm)/Weight(kg)	600*210*50 /2.5
IP Rating	IP65
Installation	Stacked
Working Environment	
Charge Working Temperature(°C)	0-55
Discharge Working Temperature(°C)	-20~60
Altitude(M)	<2500
Humidity(RH)	5-95% (w/o condensing)
Communication	
Communication Port	RS485, CAN
Display	SOC status indicator, LED indicator
Certification	
CB, IEC62619, CE-EMC, CE-GPSD, UKCA, UL1973, UL9540A, EN62040, IEC62040; UN38.3, MSDS	

Outdoor Cabinet ESS Solution



-  100% Unbalanced Output
-  150% Backup Overload
-  UPS
-  UPS Level Switch Time ≤ 10ms
-  Parallel Operation Extend to 300kW
-  Support DC & AC Coupling System
-  Support DG Input & Smart Load

The Afore all-in-one ESS cabinet is designed for small to medium-sized C&I energy storage and microgrid applications. It has the characteristics of high reliability, high efficiency.

Model AF100KW-LI

DC Data	
Battery chemistry	LiFePO4
Cycle life	≥6000 (@25°C, 0.5C/0.5C)
Cell spec	3.2V/100Ah
Battery module capacity	10.24KWh
string configuration	2P160S
Number of strings	1
Rated energy capacity	102.4KWh
Rated voltage	512V
Voltage range	448V-584V

General Data	
Dimension (W*D*H)	1100 x1100 x2380 mm
Weight of the whole system	<1.5T
Degree of protection	IP54
Cooling method	HVAC
Fire Fighting System	Hot aerosol fire extinguishing
Operating temperature range	-20~40°C
Relative humidity	0~95%(non-condensing)
Max working altitude	≤3,000m(9,842ft)
Communication interfaces	CAN
Standards	UN38.3

Technical Data	AF36K-ATH	AF40K-ATH	AF50K-ATH
PV Input			
Max. DC Input Power (kW)	54	60	75
Max. PV Voltage (V)		1000	
Rated DC Input Voltage (V)		620	
DC Input Voltage Range (V)		150 - 1000	
MPPT Voltage Range (V)		150 - 850	
Full MPPT Range(V)		500 - 850	
Start-up Voltage (V)		160	
Max. DC Input Current (A)		40 x 4	
Max. Short Current(A)		48 x 4	
No. of MPPT Tracker / Strings		4/8	
Battery Port			
Battery Nominal Voltage (V)		500	
Battery Voltage Range (V)		150 - 800	
Max. Charge/Discharge Current (A)		120	
Max. Charge/Discharge Power (kW)	36	40	50
Charging Curve		3 Stages	
Compatible Battery Type	Li-ion / Lead-acid / Sodium metal chloride battery		
AC Grid			
Nominal AC Output Power (kW)	36	40	50
Max. AC Input/Output Power (kVA)	72 / 39.6	80 / 44	100/ 55
Max. AC Output Current (A)	60.06	66.77	83.38
Nominal AC Voltage (V)		230/400	
Nominal AC Frequency (Hz)		50/60	
Power Factor		1 (-0.8-0.8)	
Current THD (%)		<3%	
AC Load Output (Back-up)			
Nominal Output Power (VA)	36000	44000	55000
Nominal Output Voltage (V)		230/400	
Nominal Output Frequency (Hz)		50/60	
Nominal Output Current (A)	52.2	58	72.5
Peak Output Power	54000VA, 10s / 39600VA, 60s	60000VA, 10s / 44000VA, 60s	75000VA, 10s / 55000VA, 60s
THDV (with linear load)		3%	
Switching Time (ms)		<10	
Efficiency			
Europe Efficiency	98.20%	98.30%	98.30%
Max. Efficiency		98.60%	
Battery Charge/Discharge Efficiency		99.00%	
Protection			
Reverse Polarity Protection		Yes	
Over Current / Voltage Protection		Yes	
Anti-islanding Protection		Yes	
AC Short-circuit Protection		Yes	
Leakage Current Detection		Yes	
Ground Fault Monitoring		Yes	
Grid Monitoring		Yes	
Enclosure Protect Level		IP66	
AC/DC surge protection		Type II	
General Data			
Dimensions (W x H x D, mm)	979 x 610 x 310 mm		
Weight (kg)	70kg		
Topology	Transformerless		
Cooling Concept	Intelligent Fan		
Relative Humidity	0 - 100%		
Operating Temperature Range (°C)	-25 to 60 °C		
Operating Altitude (m)	<4000		
Noise Emission (dB)	<60		
Standby Consumption (W)	<100		
Display & Communication Interfaces	LCD, LED, RS485, CAN, Wi-Fi, GPRS, 4G		
Certification & Approvals	NRS097, G98/G99, EN50549-1, C10/C11, AS4777.2, VDE-AR-N4105, VDE0126, IEC62109-1, IEC62109-2		
EMC	EN61000-6-2, EN61000-6-3		